

---

# Robot Vision: Image formation

Prof. Friedrich Fraundorfer

SS 2025

# Outline

---

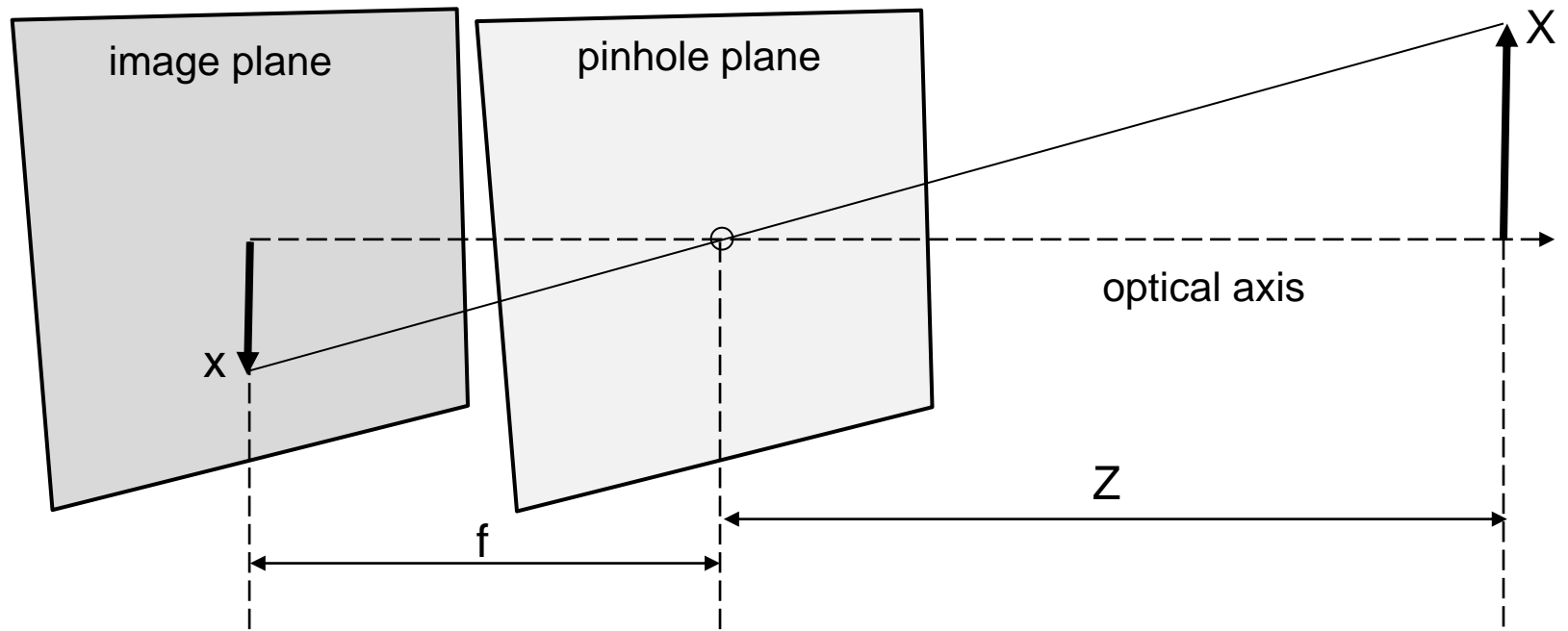
- Image formation
  - The pinhole camera model
  - The projection equation
  - Camera matrix estimation

# Learning goals

---

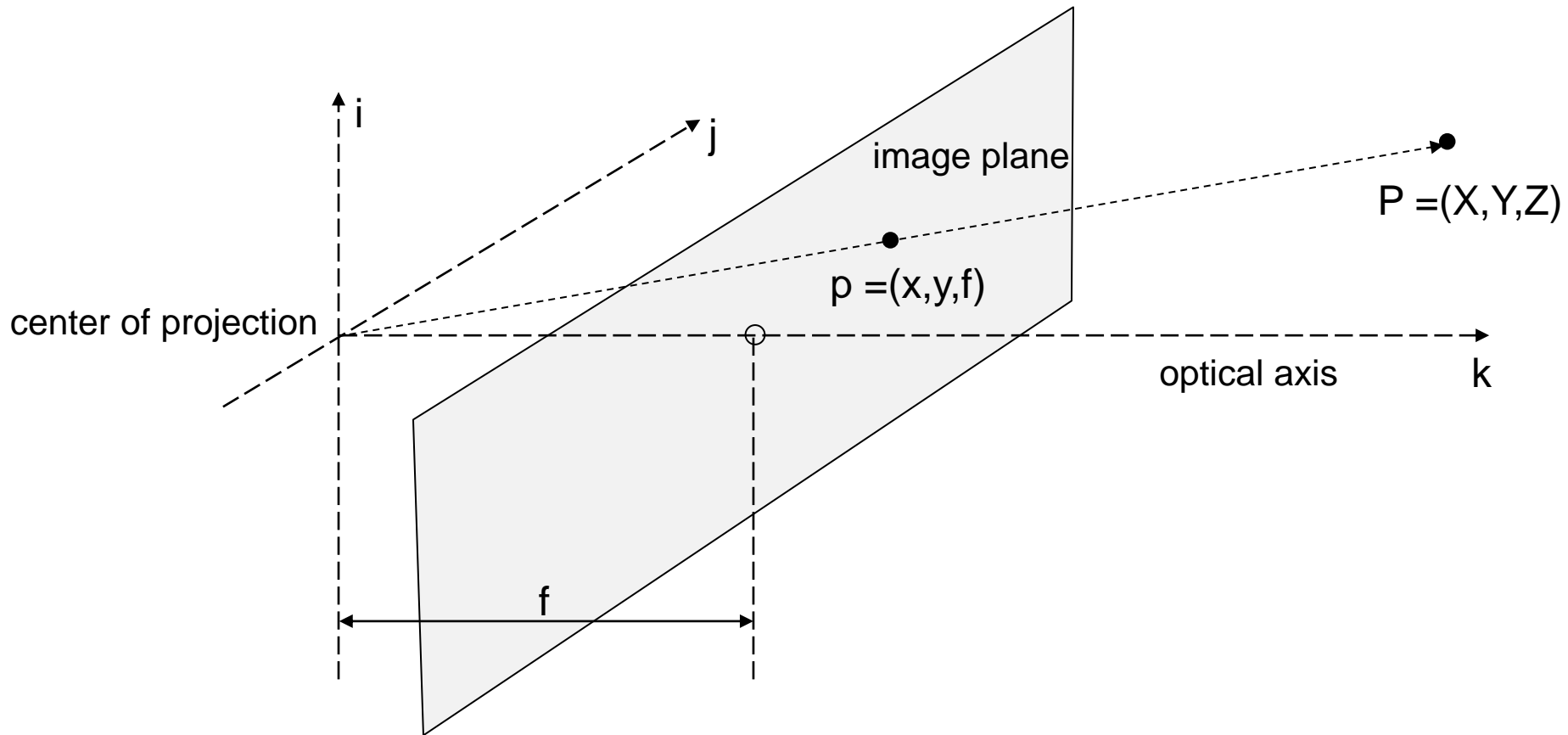
- To be able to explain the pinhole camera model
- To be able to explain the image projection process mathematically
- To be able to explain camera matrix estimation

# The pinhole camera model



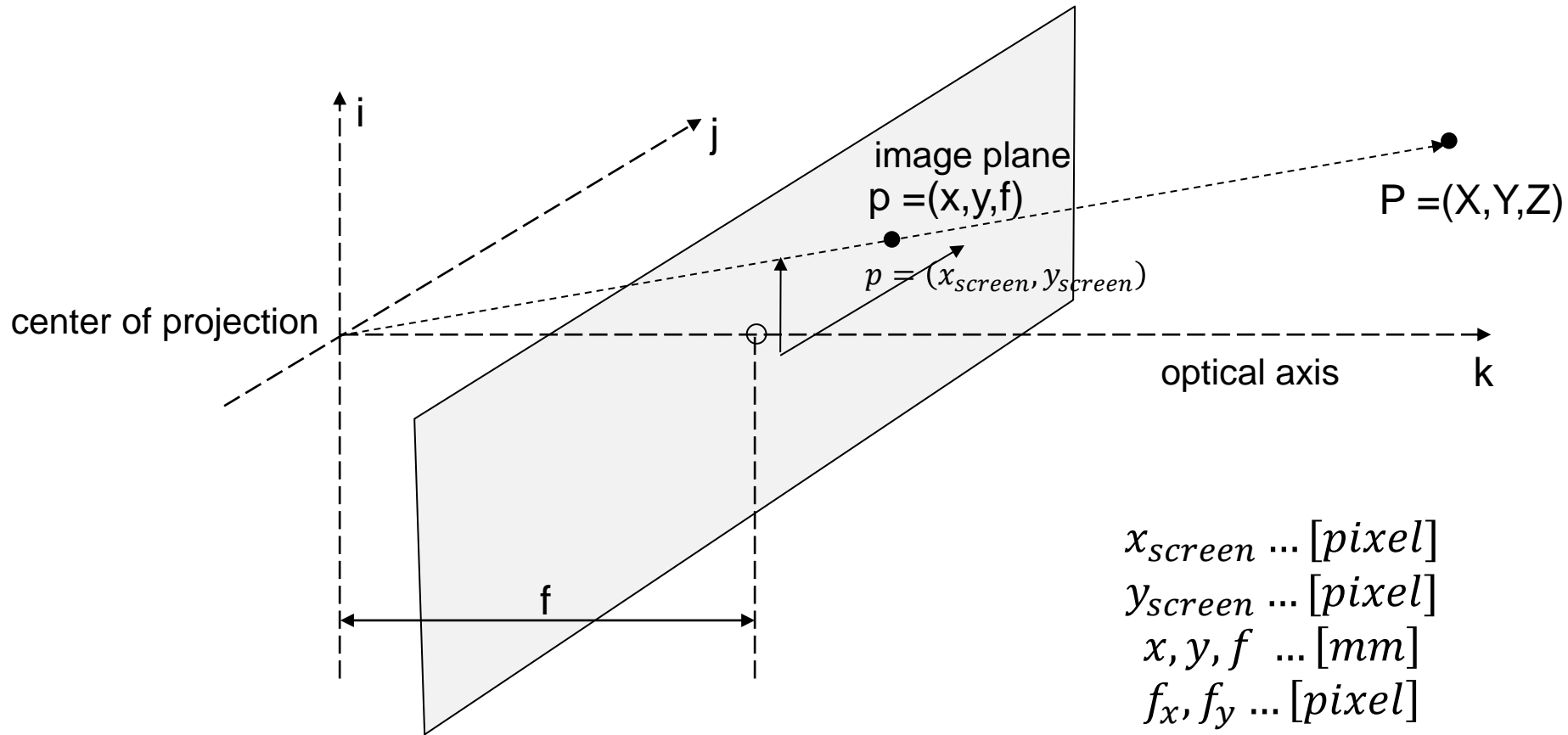
$$-x = f \frac{X}{z}$$

# The pinhole camera model



$$x = f \frac{X}{Z}$$

# From mm's to pixels



- $x_{screen} \dots [pixel]$
- $y_{screen} \dots [pixel]$
- $x, y, f \dots [mm]$
- $f_x, f_y \dots [pixel]$
- $c_x, c_y \dots [pixel]$
- $s_x, s_y \dots \left[\frac{pixel}{mm}\right]$

$$x_{screen} = f_x \left( \frac{X}{Z} \right) + c_x$$

$$y_{screen} = f_y \left( \frac{Y}{Z} \right) + c_y$$

$$f_x = f s_x$$

$$f_y = f s_y$$

# Matrix notation

$$x_{screen} = f_x \left( \frac{X}{Z} \right) + c_x$$

$$y_{screen} = f_y \left( \frac{Y}{Z} \right) + c_y$$

$$\begin{pmatrix} f_x X + c_x Z \\ f_y Y + c_y Z \\ Z \end{pmatrix} = \begin{bmatrix} f_x & 0 & c_x \\ 0 & f_y & c_y \\ 0 & 0 & 1 \end{bmatrix} \begin{pmatrix} X \\ Y \\ Z \end{pmatrix}$$

$$K = \begin{bmatrix} f_x & 0 & c_x \\ 0 & f_y & c_y \\ 0 & 0 & 1 \end{bmatrix}$$

$$\begin{pmatrix} f_x \frac{X}{Z} + c_x \\ f_y \frac{Y}{Z} + c_y \\ 1 \end{pmatrix} \cong \begin{pmatrix} f_x X + c_x Z \\ f_y Y + c_y Z \\ Z \end{pmatrix}$$

- K-Matrix is often called “calibration matrix” or “interior orientation”

# Normalization of image coordinates

- Convert 2D image coordinates into 2D projective coordinates with image plane distance = 1

$$K = \begin{bmatrix} f_x & 0 & c_x \\ 0 & f_y & c_y \\ 0 & 0 & 1 \end{bmatrix}$$

$$\begin{pmatrix} x_n \\ y_n \\ 1 \end{pmatrix} = K^{-1} \begin{pmatrix} x_{screen} \\ y_{screen} \\ 1 \end{pmatrix}$$

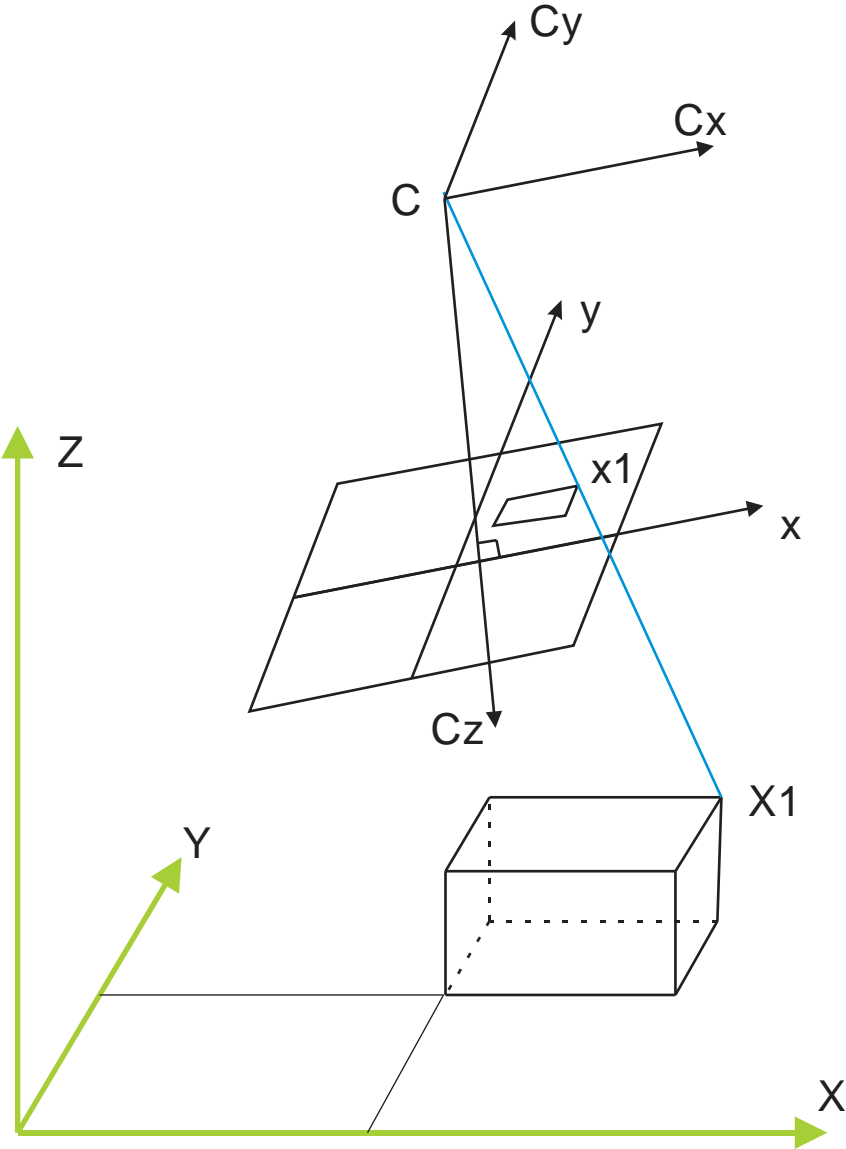
$$x_{screen} = f_x \left( \frac{X}{Z} \right) + c_x$$

$$y_{screen} = f_y \left( \frac{Y}{Z} \right) + c_y$$

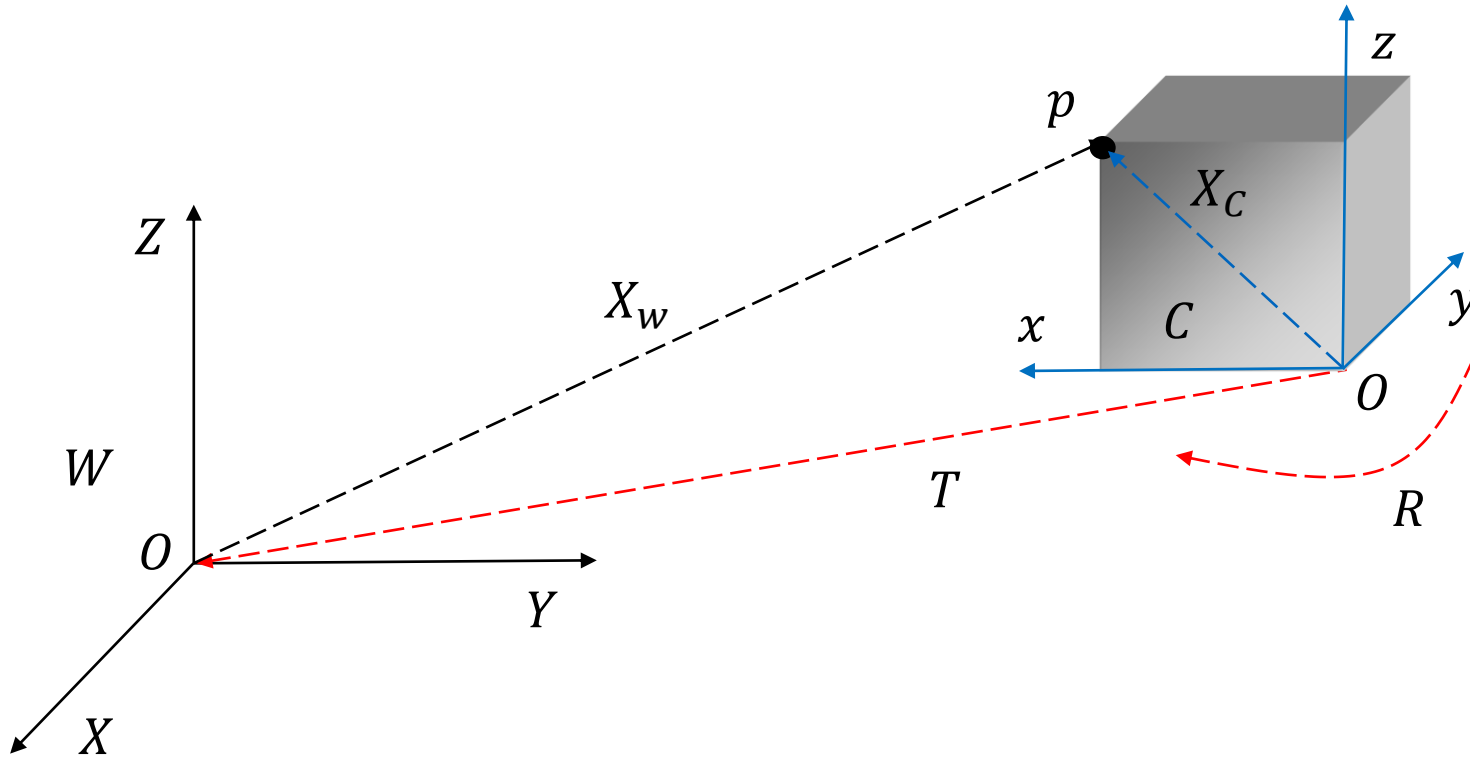
- $x_n, y_n$  are unit-less 2D projective coordinates with a z-distance of 1



# Exterior orientation



# Rigid transformations



- Coordinates are related by:

$$X_c = RX_w + T$$

$$\begin{bmatrix} X_c \\ 1 \end{bmatrix} = \begin{bmatrix} R & T \\ 0 & 1 \end{bmatrix} \begin{bmatrix} X_w \\ 1 \end{bmatrix}$$

$$x \in \mathbb{R}^n$$

$$T \in \mathbb{R}^n$$

$$R \in \mathbb{R}^{n \times n}$$

# The complete projection equation

---

$$\begin{pmatrix} x \\ y \\ 1 \end{pmatrix} = \begin{bmatrix} f_x & 0 & c_x \\ 0 & f_y & c_y \\ 0 & 0 & 1 \end{bmatrix} \begin{pmatrix} X \\ Y \\ Z \end{pmatrix} \quad ? \quad \begin{bmatrix} X \\ Y \\ Z \\ 1 \end{bmatrix} = \begin{bmatrix} R & T \\ 0 & 1 \end{bmatrix} \begin{bmatrix} X_w \\ Y_w \\ Z_w \\ 1 \end{bmatrix}$$

# Perspective projection

- Mapping 3D projective space onto 2D projective space
- A projection onto a space of one lower dimension can be achieved by eliminating one of the coordinates
- General projective transformation in 3D is a 4x4 matrix

$$\begin{bmatrix} x_1 \\ x_2 \\ x_3 \\ x_4 \end{bmatrix} = \begin{bmatrix} t_{11} & t_{12} & t_{13} & t_{14} \\ t_{21} & t_{22} & t_{23} & t_{24} \\ t_{31} & t_{32} & t_{33} & t_{34} \\ t_{41} & t_{42} & t_{43} & t_{44} \end{bmatrix} \begin{bmatrix} X_1 \\ X_2 \\ X_3 \\ X_4 \end{bmatrix}$$

- Image projection from 3D to 2D

$$\begin{bmatrix} x_1 \\ x_2 \\ x_3 \end{bmatrix} = \begin{bmatrix} t_{11} & t_{12} & t_{13} & t_{14} \\ t_{21} & t_{22} & t_{23} & t_{24} \\ t_{31} & t_{32} & t_{33} & t_{34} \end{bmatrix} \begin{bmatrix} X_1 \\ X_2 \\ X_3 \\ X_4 \end{bmatrix}$$

- The coordinate  $x_4$  is dropped

$$\begin{bmatrix} x \\ y \\ w \end{bmatrix} = P_{3 \times 4} \begin{bmatrix} X \\ Y \\ Z \\ W \end{bmatrix}$$

# The complete projection equation

$$\begin{pmatrix} x \\ y \\ 1 \end{pmatrix} = \begin{bmatrix} f_x & 0 & c_x \\ 0 & f_y & c_y \\ 0 & 0 & 1 \end{bmatrix} \begin{pmatrix} X \\ Y \\ Z \end{pmatrix} \quad ? \quad \begin{bmatrix} X \\ Y \\ Z \\ 1 \end{bmatrix} = \begin{bmatrix} R & T \\ 0 & 1 \end{bmatrix} \begin{bmatrix} X_w \\ Y_w \\ Z_w \\ 1 \end{bmatrix}$$

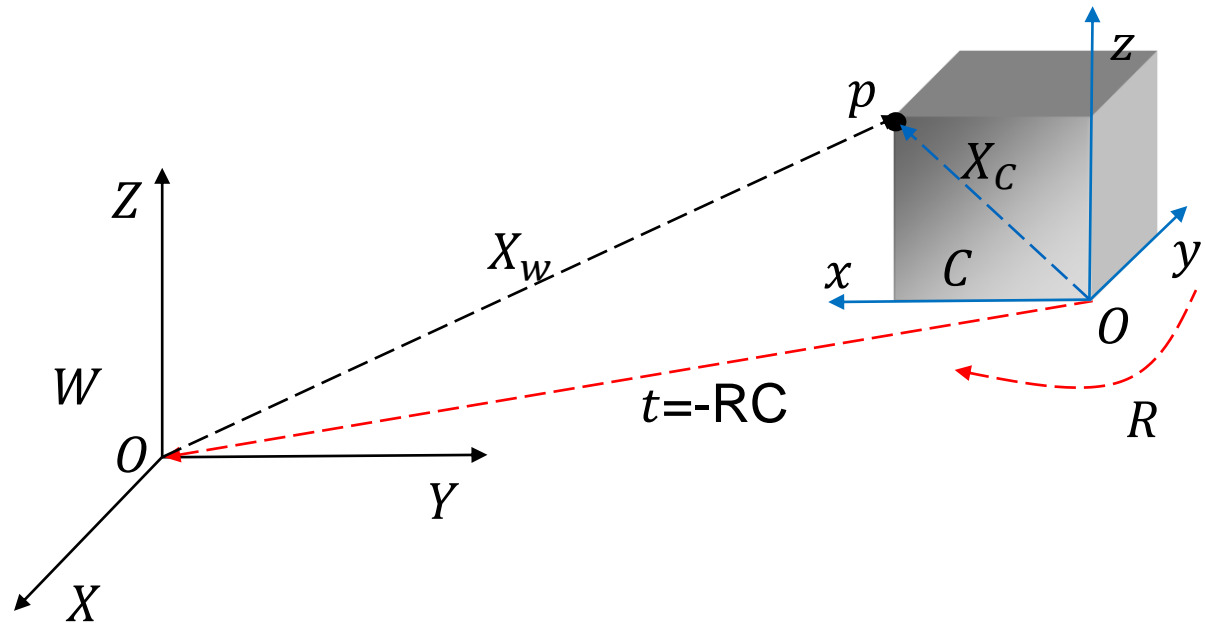
$$\begin{pmatrix} x \\ y \\ 1 \end{pmatrix} = \begin{bmatrix} f_x & 0 & c_x \\ 0 & f_y & c_y \\ 0 & 0 & 1 \end{bmatrix} \begin{bmatrix} 1 & 0 & 0 & 0 \\ 0 & 1 & 0 & 0 \\ 0 & 0 & 1 & 0 \end{bmatrix} \begin{bmatrix} R & T \\ 0 & 1 \end{bmatrix} \begin{bmatrix} X_w \\ Y_w \\ Z_w \\ 1 \end{bmatrix}$$

$$\begin{pmatrix} x \\ y \\ 1 \end{pmatrix} = \begin{bmatrix} f_x & 0 & c_x \\ 0 & f_y & c_y \\ 0 & 0 & 1 \end{bmatrix} \begin{bmatrix} R & T \end{bmatrix} \begin{bmatrix} X_w \\ Y_w \\ Z_w \\ 1 \end{bmatrix}$$

$$\begin{pmatrix} x \\ y \\ 1 \end{pmatrix} = P_{3 \times 4} \begin{bmatrix} X_w \\ Y_w \\ Z_w \\ 1 \end{bmatrix}$$

# Camera matrix

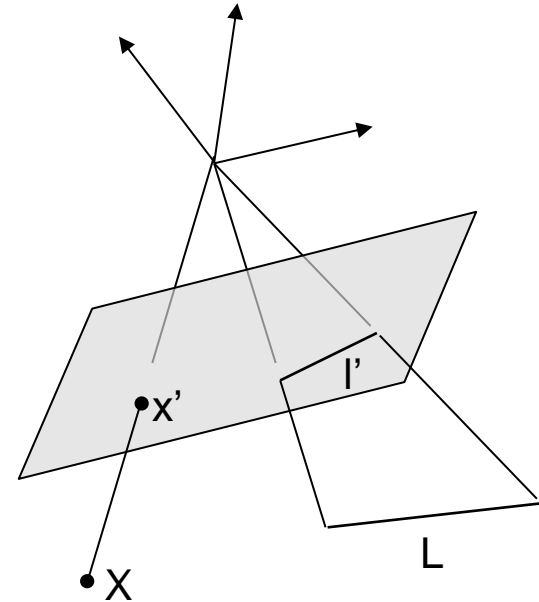
$$P = KR[I|-C] = K[R|-RC] = K[R|t]$$
$$t = -RC$$



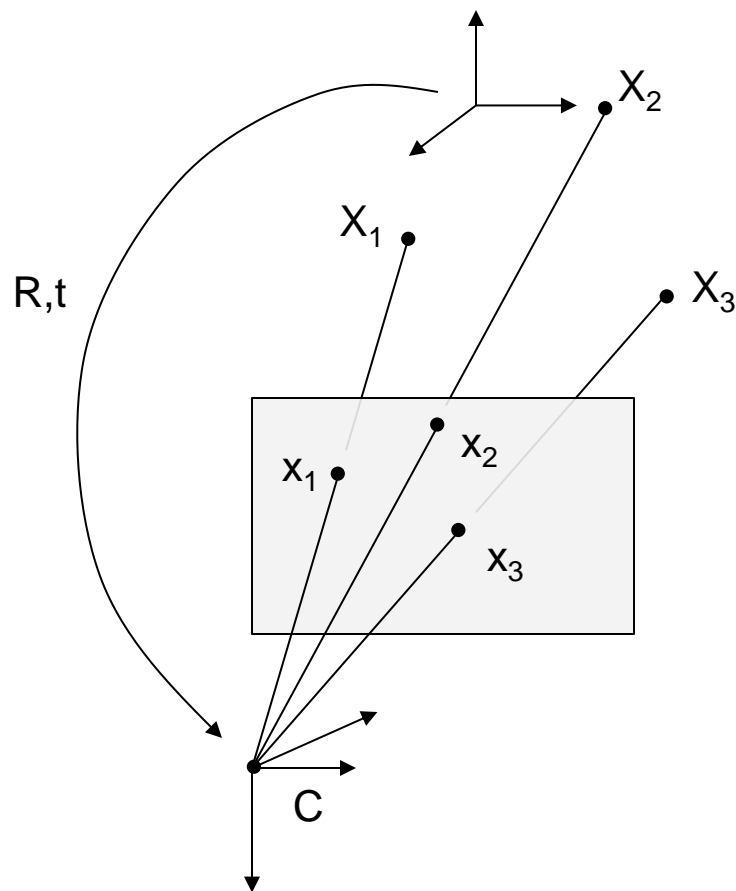
- Camera matrix  $P$  is a coordinate transformation and then a projection
- $C$  ... 3x1 coordinate of the camera center in world coordinate
- $R$  ... 3x3 rotation matrix representing the orientation of the camera coordinate frame
- $K$  ... 3x3 calibration matrix

# Line projection

- Point projection  $x = PX$
- Line projection is more involved (line  $l$  is a 4x4 matrix)
- Therefore indirect projection:  
 $l' = x' \times y' = PX \times PY$   
 $L = \overline{XY}$



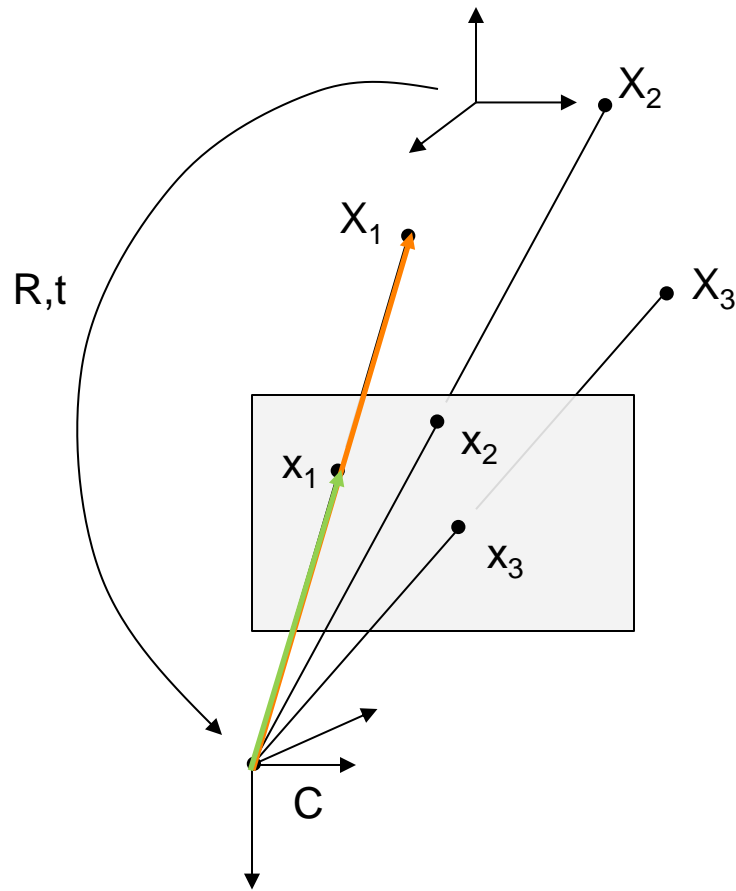
# Camera matrix estimation



- perspective-n-point problem
- Goal is to estimate camera matrix  $P$  such that  $x_1 = PX_1$
- $x_1, X_1, x_2, X_2, x_3, X_3$  are known
- Algebraic linear solution requires 6 3D-2D point correspondences, minimal nonlinear solution requires only 3

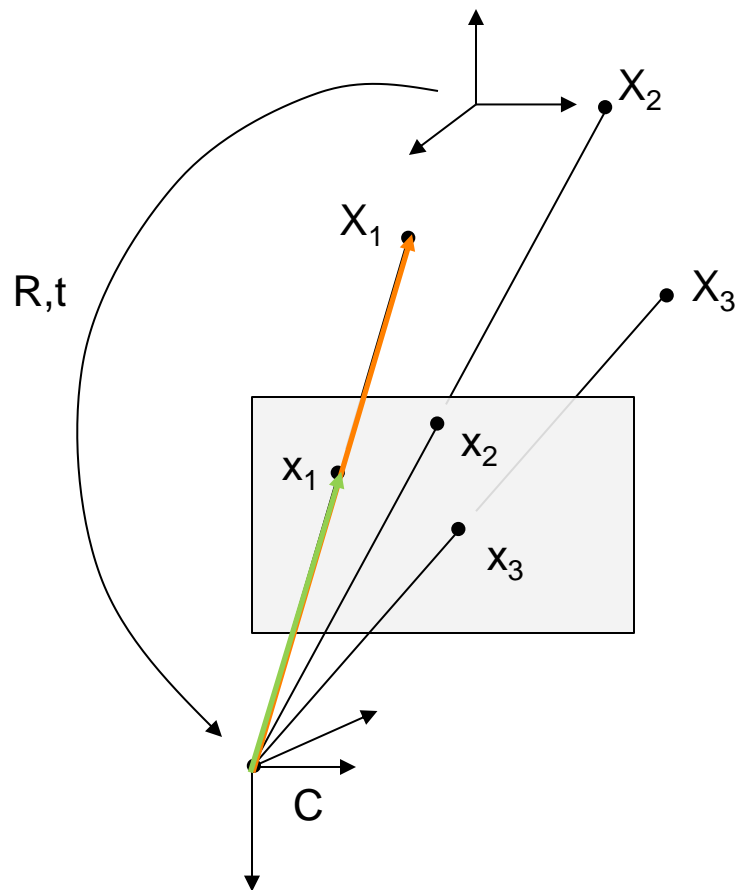


# Camera matrix estimation



- Condition: Measurement vector  $x$  needs to have the same direction as projection of  $X$  (cross-product equals 0)

# Camera matrix estimation



- Condition: Measurement vector  $x$  needs to have the same direction as projection of  $X$  (cross-product equals 0)

$$x \times (PX) = 0 \text{ for all pairs } x \leftrightarrow X$$

$$y(P_3^T X) - w(P_2^T X) = 0$$

$$w(P_1^T X) - x(P_3^T X) = 0$$

$$x(P_2^T X) - y(P_1^T X) = 0$$

$$\begin{bmatrix} 0 & -wX^T & yX^T \\ wX^T & 0 & -xX^T \\ -yX^T & xX^T & 0 \end{bmatrix} \begin{bmatrix} P_1 \\ P_2 \\ P_3 \end{bmatrix} = 0$$

# Recap - Learning goals

---

- To be able to explain the pinhole camera model
- To be able to explain the image projection process mathematically
- To be able to explain camera matrix estimation